



## RELEASE 6.1 – JULY 2025

### A TECHNICAL UPDATE

A new version of My ABF has just been released. Most of what has been done this time is of a technical “behind the scenes” nature – upgrading component versions etc. So you will not notice much visible change. If you do notice anything behaving differently then please raise a Support issue. We have tested the whole system with the new components but of course it’s almost impossible to test everything 100% perfectly.

There are two things that are visible to users:

- Relevant to everyone – ability to print ABF masterpoint registration cards
- Relevant to tournament organisers – setting session times for events

#### 1. EVERYONE - ABF REGISTRATION CARDS

You may be aware that after 31 March this year the ABF decided not to print over 30,000 individual ABF Registration cards and physically mail them to clubs, for onward distribution to players. Enquiries have indicated that a large number of these cards never find their way to players at all, and many that do probably end up in the bin!

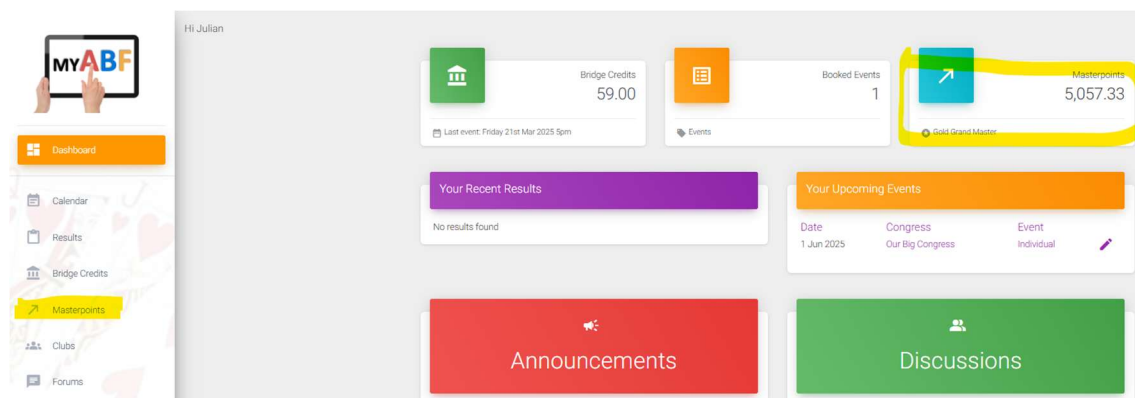
There is nothing on the card that cannot be found by a public search on the ABF Masterpoint Centre site anyway.

If you do, however, want to obtain a copy of your card (either in soft copy format or to print) we have added a facility to My ABF this year which will allow you to do so.

There are two ways you can do this – the first is only available to those who have registered for a My ABF account.

##### METHOD 1 - GENERATE YOUR OWN REGISTRATION CARD FROM WITHIN MY ABF

This can only be used by players who have registered for My ABF. When logged into My ABF, select Masterpoints – either from the left hand main menu or via the right most shortcut at the top of your dashboard:



On that screen you will see your own masterpoints:

Category	Points
Gold	2,872.55
Red	2,118.01
Green	67.18
<b>Total</b>	<b>5,057.74</b>

Under your own masterpoint totals click “ABF Card Download”.

That will generate a pdf version of your card – you can then print that out or save it, or both.

## METHOD 2 – GENERATE ANYONE’S REGISTRATION CARD OUTSIDE MY ABF

Anyone can use this method – including those players who have not yet registered for My ABF.

Go to the My ABF “Logged out” screen. This can most easily be accessed from the main ABF webpage via the links on the right:

ABF NEWSLETTER AUSTRALIAN BRIDGE FEDERATION INC.

ABF MASTERPOINT CENTRE

CLICK HERE

LOG INTO MY ABF

MY ABF

LATEST NEWS UPCOMING EVENTS LATEST RESULTS MEMBERSHIP BENEFITS

**2025 WBF Online Women's Spring Festival**

The WBF Online Women's Spring Festival will be held on BBO on April 7 to 13, 2025

[read more](#)


**1st EA Bridge International Bridge Championships**

EA Bridge is organising its maiden International Bridge Championships in Chennai, India from September 15 to 20, 2025.

[read more](#)

You can also directly key in: <https://myabf.com.au/view>

This “logged out” page looks like this:



Click on Print ABF Registration Card.

That brings up the option to search for a player by name or ABF number:


## Look Up Player

ABF Number   
Or  
First Name   
Last Name

ABF Number	Name	Club	Rank	Action
1029584	John Foster	SA Bridge Assoc.	Club Master	<a href="#">Download Card</a>
518891	Julian Foster	Sydney Bridge Centre	Gold Grand Master	<a href="#">Download Card</a>
804762	Julie Foster	Sale Bridge Club	Bronze Local Master	<a href="#">Download Card</a>

Key in details, select the player you need and click Download Card.

The Download Card function will produce a file looking like this:

ABF Registration Card		Issued by 	
NAME			
Julian Foster			
CLUB			
Sydney Bridge Centre			
ABF NUMBER	MASTERPOINTS RANK	VALID TO	
518891	Gold Grand	31/03/2026	
GOLD POINTS	RED POINTS	GREEN POINTS	TOTAL POINTS
2872.55	2118.01	67.18	5057.74
Australian Bridge Federation Incorporated ABN 70 053 651 666			

Here is your ABF Registration card to print and keep.

You can save that as a pdf document or you can print it should you want a hard copy.

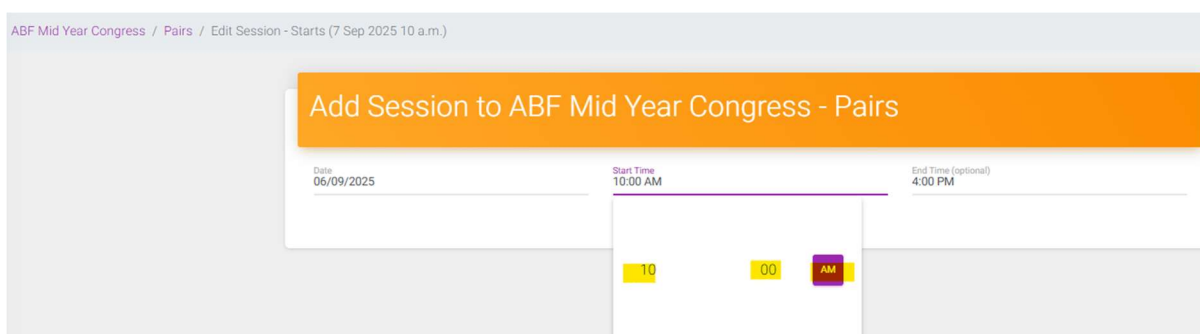
## 2. TOURNAMENT ORGANISERS – SETTING SESSION TIMES FOR EVENTS

When you are setting up events for listing in the calendar, there has been one change to the interface.

At step 6 of the setup process (Events) you create the Session times and these are used to build the Program of Events visible to players.

When adding those Session times it is now necessary to use the 24 hour clock (this is as a result of a change in the underlying component and we couldn't get it to work properly with AM/PM selections – at least not without spending a lot more of our developer's time that we felt was better employed elsewhere).

### CURRENT INTERFACE (AM/PM SELECTION):



ABF Mid Year Congress / Pairs / Edit Session - Starts (7 Sep 2025 10 a.m.)

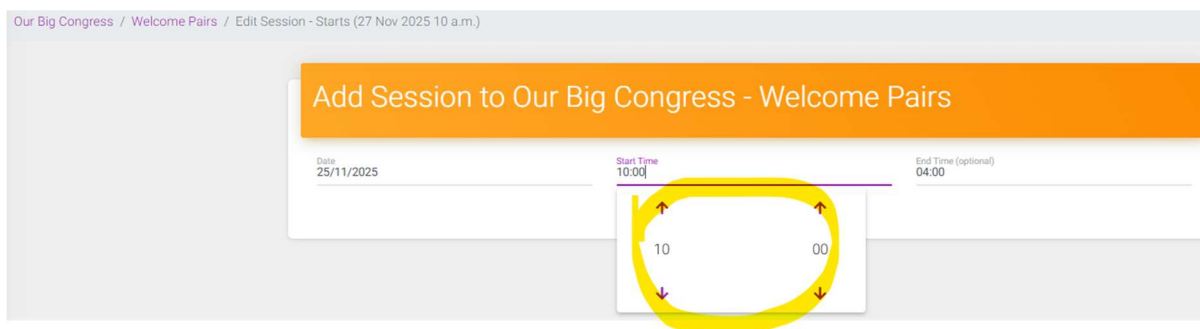
### Add Session to ABF Mid Year Congress - Pairs

Date: 06/09/2025

Start Time: 10:00 AM

End Time (optional): 4:00 PM

### NEW INTERFACE (24 HOUR CLOCK SELECTION):



Our Big Congress / Welcome Pairs / Edit Session - Starts (27 Nov 2025 10 a.m.)

### Add Session to Our Big Congress - Welcome Pairs

Date: 25/11/2025

Start Time: 10:00

End Time (optional): 04:00

Note this is ONLY relevant for organisers when setting event times. The DISPLAY to players in the Program of Event continues to show AM/PM just like it always has.